



HD STEEL CABINET GROUPINGS

Our cabinet groupings are thoughtfully designed, ready-to-order sets built to take the guesswork out of creating a functional garage or workspace. Each grouping is sold as a complete system, with cabinets selected to work together seamlessly in both layout and performance. These sets provide a balanced mix of storage, workspace, and durability, making it easy to get a professional-grade setup without starting from scratch. Whether you choose a pre-configured grouping or build a custom system, you'll get the same heavy-duty construction, clean design, and long-lasting performance South Forty is known for.

STANDARD FEATURES:

- 16-Gauge steel construction ensures long-lasting strength
- Double-sided doors built for durability
- Full-length stainless steel hinges for smooth operation
- Flush mount chrome or black latch with raised trigger
- Textured powder-coated finish for a durable, professional look
- All Storage Cabinets come 72" or 78" H with a 6" toe kick (78" or 84" is full height on these models)
- Adjustable feet
- Drawer liners

*Overall height includes a 6" toe-kick
 *All dimensions are approximate and may vary due to standard manufacturing tolerances.



SF7812024GR-STORAGE with Lower LED Lighting, Powder Coated Trim, and Chrome Latches

8' RUN

<input type="checkbox"/> SF789624GR-STORAGE	78"H x 96"W x 24"D
Door Hinges:	<input type="checkbox"/> Right <input type="checkbox"/> Left
<input type="checkbox"/> SF789624GR-TOOL	78"H x 96"W x 24"D
Door Hinges:	<input type="checkbox"/> Right <input type="checkbox"/> Left

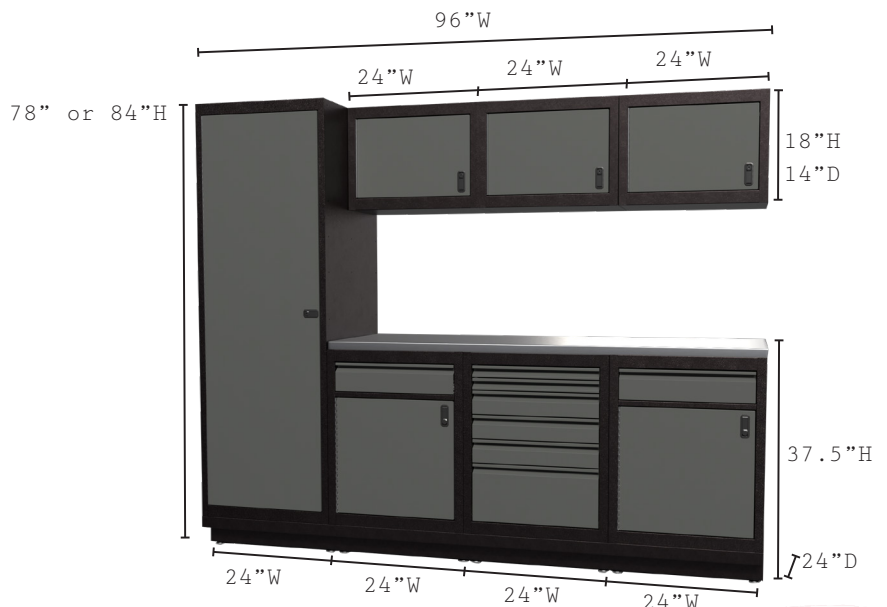
<input type="checkbox"/> SF849624GR-STORAGE	84"H x 96"W x 24"D
Door Hinges:	<input type="checkbox"/> Right <input type="checkbox"/> Left
<input type="checkbox"/> SF849624GR-TOOL	84"H x 96"W x 24"D
Door Hinges:	<input type="checkbox"/> Right <input type="checkbox"/> Left

STORAGE (SHOWN)

- (1) Storage Cabinet
 - 78" or 84"H x 24"W x 24"D
 - (1) Door with (3) Adjustable Shelves
- (1) Tool Cabinet
 - 37.5"H x 24"W x 24"D
 - (6) Drawers
 - (2) 2" Drawers
 - (3) 4" Drawers
 - (1) 10" Drawer
- (2) Lower Cabinets
 - 37.5"H x 24"W x 24"D
 - (1) Door with (1) Adjustable Shelf
 - (1) 5" Drawer
- (3) Upper Cabinets
 - 18"H x 24"W x 14"D
 - (1) Door with Open Storage

TOOL

- (1) Storage Cabinet
 - 78" or 84"H x 24"W x 24"D
 - (1) Door with (3) Adjustable Shelves
- (2) Tool Cabinets
 - 37.5"H x 24"W x 24"D
 - (6) Drawers
 - (2) 2" Drawers
 - (3) 4" Drawers
 - (1) 10" Drawer
- (1) Lower Cabinet
 - 37.5"H x 24"W x 24"D
 - (1) Door with (1) Adjustable Shelf
 - (1) 5" Drawer
- (3) Upper Cabinets
 - 18"H x 24"W x 14"D
 - (1) Door with Open Storage



9' RUN

SF7810824GR-STORAGE	78"H x 108"W x 24"D
Door Hinges:	Right Left
SF7810824GR-TOOL	78"H x 108"W x 24"D
Door Hinges:	Right Left

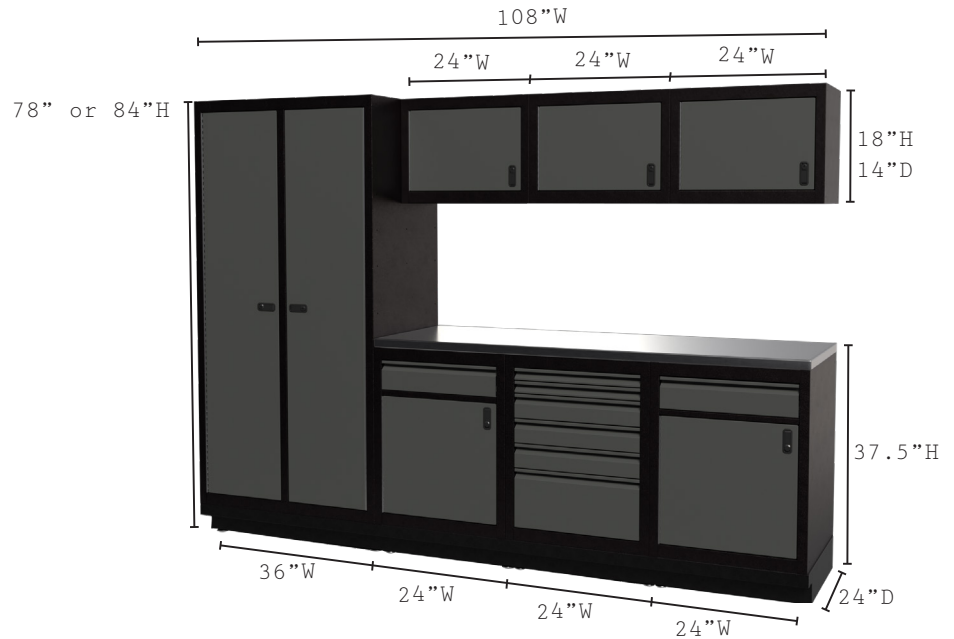
SF8410824GR-STORAGE	84"H x 108"W x 24"D
Door Hinges:	Right Left
SF8410824GR-TOOL	84"H x 108"W x 24"D
Door Hinges:	Right Left

STORAGE (SHOWN)

- (1) Storage Cabinet
 - 78" or 84"H x 36"W x 24"D
- (2) Doors with (3) Adjustable Shelves
- (1) Tool Cabinet
 - 37.5"H x 24"W x 24"D
- (6) Drawers
 - (2) 2" Drawers
 - (3) 4" Drawers
 - (1) 10" Drawer
- (2) Lower Cabinets
 - 37.5"H x 24"W x 24"D
 - (1) Door with (1) Adjustable Shelf
 - (1) 5" Drawer
- (3) Upper Cabinets
 - 18"H x 24"W x 14"D
 - (1) Door with Open Storage

TOOL

- (1) Storage Cabinet
 - 78" or 84"H x 36"W x 24"D
- (2) Doors with (3) Adjustable Shelves
- (2) Tool Cabinets
 - 37.5"H x 24"W x 24"D
- (6) Drawers
 - (2) 2" Drawers
 - (3) 4" Drawers
 - (1) 10" Drawer
- (1) Lower Cabinet
 - 37.5"H x 24"W x 24"D
 - (1) Door with (1) Adjustable Shelf
 - (1) 5" Drawer
- (3) Upper Cabinets
 - 18"H x 24"W x 14"D
 - (1) Door with Open Storage



10' RUN

SF7812024GR-STORAGE	78"H x 120"W x 24"D
Door Hinges:	Right Left
SF7812024GR-TOOL	78"H x 120"W x 24"D
Door Hinges:	Right Left

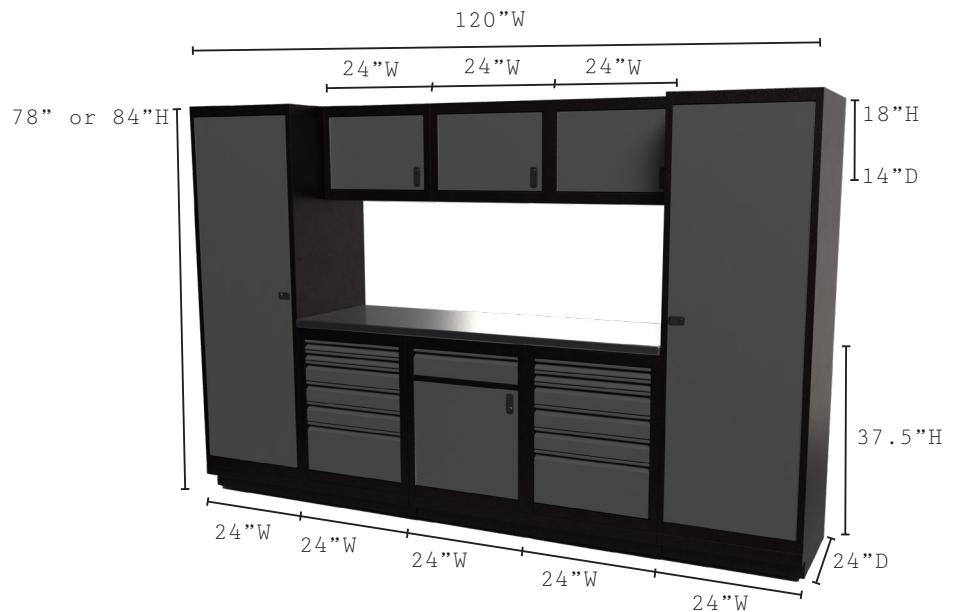
SF8412024GR-STORAGE	84"H x 120"W x 24"D
Door Hinges:	Right Left
SF8412024GR-TOOL	84"H x 120"W x 24"D
Door Hinges:	Right Left

STORAGE

- (2) Storage Cabinet
 - 78" or 84"H x 24"W x 24"D
- (1) Door with (3) Adjustable Shelves
- (2) Tool Cabinets
 - 37.5"H x 24"W x 24"D
- (6) Drawers
 - (2) 2" Drawers
 - (3) 4" Drawers
 - (1) 10" Drawer
- (1) Lower Cabinet
 - 37.5"H x 24"W x 24"D
 - (1) Door with (1) Adjustable Shelf
 - (1) 5" Drawer
- (3) Upper Cabinets
 - 18"H x 24"W x 14"D
 - (1) Door with Open Storage

TOOL (SHOWN)

- (2) Storage Cabinet
 - 78" or 84"H x 24"W x 24"D
- (1) Door with (3) Adjustable Shelves
- (2) Tool Cabinets
 - 37.5"H x 24"W x 24"D
- (6) Drawers
 - (2) 2" Drawers
 - (3) 4" Drawers
 - (1) 10" Drawer
- (1) Lower Cabinet
 - 37.5"H x 24"W x 24"D
 - (1) Door with (1) Adjustable Shelf
 - (1) 5" Drawer
- (3) Upper Cabinets
 - 18"H x 24"W x 14"D
 - (1) Door with Open Storage



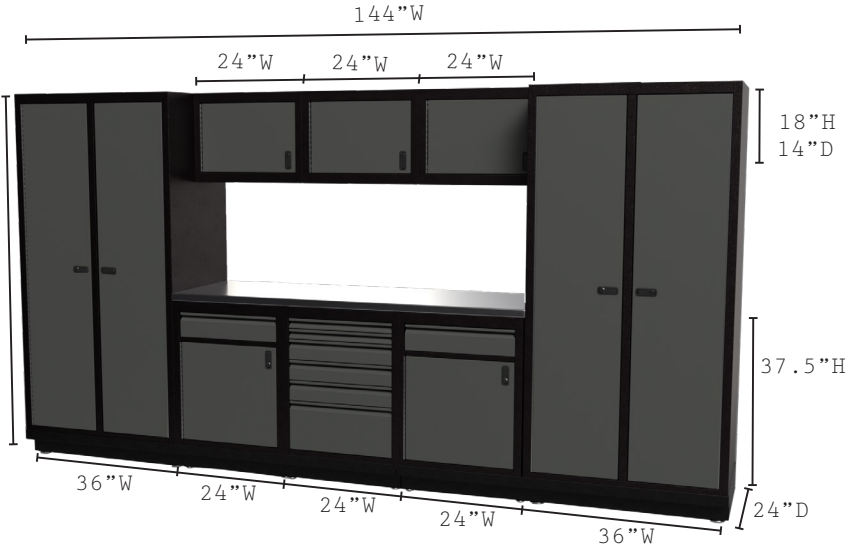
12' RUN

SF7814424GR-STORAGE	78"H x 144"W x 24"D
Door Hinges:	Right Left
SF7814424GR-TOOL	78"H x 144"W x 24"D
Door Hinges:	Right Left

SF8414424GR-STORAGE	84"H x 144"W x 24"D
Door Hinges:	Right Left
SF8414424GR-TOOL	84"H x 144"W x 24"D
Door Hinges:	Right Left

STORAGE (SHOWN)

- (2) Storage Cabinets
 - 78" or 84"H x 36"W x 24"D
 - (2) Doors with (3) Adjustable Shelves
- (1) Tool Cabinet
 - 37.5"H x 24"W x 24"D
 - (6) Drawers
 - (2) 2" Drawers
 - (3) 4" Drawers
 - (1) 10" Drawer
- (2) Lower Cabinets
 - 37.5"H x 24"W x 24"D
 - (1) Door with (1) Adjustable Shelf
 - (1) 5" Drawer
- (3) Upper Cabinets
 - 18"H x 24"W x 14"D
 - (1) Door with Open Storage



TOOL

- (2) Storage Cabinets
 - 78" or 84"H x 36"W x 24"D
 - (2) Doors with (3) Adjustable Shelves
- (2) Tool Cabinets
 - 37.5"H x 24"W x 24"D
 - (6) Drawers
 - (2) 2" Drawers
 - (3) 4" Drawers
 - (1) 10" Drawer
- (1) Lower Cabinet
 - 37.5"H x 24"W x 24"D
 - (1) Door with (1) Adjustable Shelf
 - (1) 5" Drawer
- (3) Upper Cabinets
 - 18"H x 24"W x 14"D
 - (1) Door with Open Storage

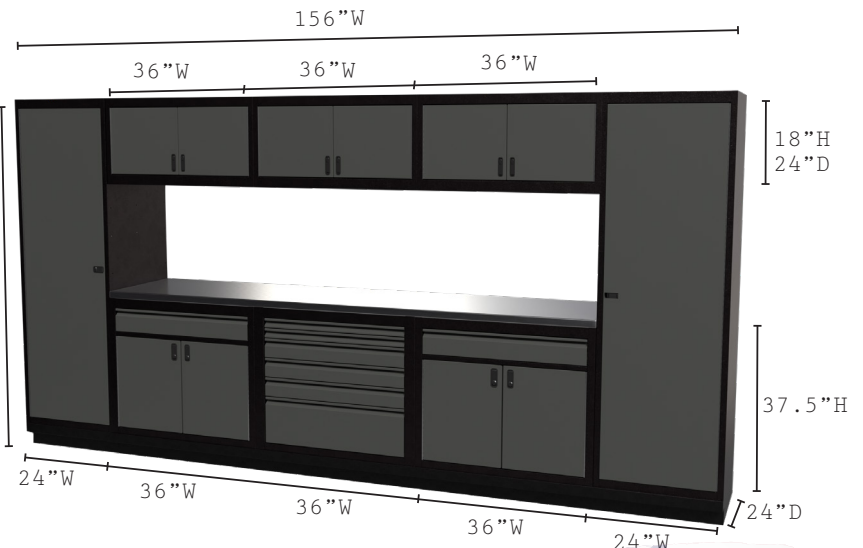
13' RUN

SF7815624GR-STORAGE	78"H x 156"W x 24"D
Door Hinges:	Right Left
SF7815624GR-TOOL	78"H x 156"W x 24"D
Door Hinges:	Right Left

SF8415624GR-STORAGE	84"H x 156"W x 24"D
Door Hinges:	Right Left
SF8415624GR-TOOL	84"H x 156"W x 24"D
Door Hinges:	Right Left


STORAGE (SHOWN)

- (2) Storage Cabinets
 - 78" or 84"H x 24"W x 24"D
 - (1) Door with (3) Adjustable Shelves
- (1) Tool Cabinet
 - 37.5"H x 36"W x 24"D
 - (6) Drawers
 - (2) 2" Drawers
 - (3) 4" Drawers
 - (1) 10" Drawer
- (2) Lower Cabinets
 - 37.5"H x 36"W x 24"D
 - (1) Door with (1) Adjustable Shelf
 - (1) 5" Drawer
- (3) Upper Cabinets
 - 18"H x 36"W x 24"D
 - (2) Doors with Open Storage















TOOL

- (2) Storage Cabinets
 - 78" or 84"H x 24"W x 24"D
 - (1) Door with (3) Adjustable Shelves
- (2) Tool Cabinets
 - 37.5"H x 36"W x 24"D
 - (6) Drawers
 - (2) 2" Drawers
 - (3) 4" Drawers
 - (1) 10" Drawer
- (1) Lower Cabinet
 - 37.5"H x 36"W x 24"D
 - (1) Door with (1) Adjustable Shelf
 - (1) 5" Drawer
- (3) Upper Cabinets
 - 18"H x 36"W x 24"D
 - (2) Doors with Open Storage



14' RUN

 SF7816824GR-STORAGE	78"H x 168"W x 24"D
Door Hinges:	 Right  Left
 SF7816824GR-TOOL	78"H x 168"W x 24"D
Door Hinges:	 Right  Left

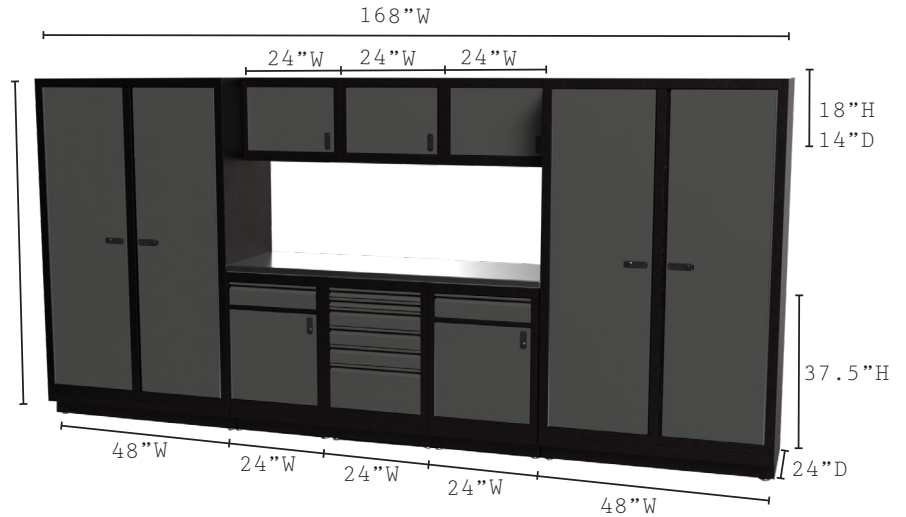
 SF8416824GR-STORAGE	84"H x 168"W x 24"D
Door Hinges:	 Right  Left
 SF8416824GR-TOOL	84"H x 168"W x 24"D
Door Hinges:	 Right  Left

STORAGE (SHOWN)







- (2) Storage Cabinets
 - 78" or 84"H x 48"W x 24"D
 - (2) Doors with (3) Adjustable Shelves
- (1) Tool Cabinet
 - 37.5"H x 24"W x 24"D
 - (6) Drawers
 - (2) 2" Drawers
 - (3) 4" Drawers
 - (1) 10" Drawer
- (2) Lower Cabinets
 - 37.5"H x 24"W x 24"D
 - (1) Door with (1) Adjustable Shelf
 - (1) 5" Drawer
- (3) Upper Cabinets
 - 18"H x 24"W x 14"D
 - (1) Door with Open Storage 78" or 84"H







TOOL

- (2) Storage Cabinets
 - 78" or 84"H x 48"W x 24"D
 - (2) Doors with (3) Adjustable Shelves
- (2) Tool Cabinets
 - 37.5"H x 24"W x 24"D
 - (6) Drawers
 - (2) 2" Drawers
 - (3) 4" Drawers
 - (1) 10" Drawer
- (1) Lower Cabinet
 - 37.5"H x 24"W x 24"D
 - (1) Door with (1) Adjustable Shelf
 - (1) 5" Drawer
- (3) Upper Cabinets
 - 18"H x 24"W x 14"D
 - (1) Door with Open Storage



14' RUN-GROUP 2

 SF7816824GR2-STORAGE	78"H x 168"W x 24"D
Door Hinges:	 Right  Left
 SF7816824GR2-TOOL	78"H x 168"W x 24"D
Door Hinges:	 Right  Left

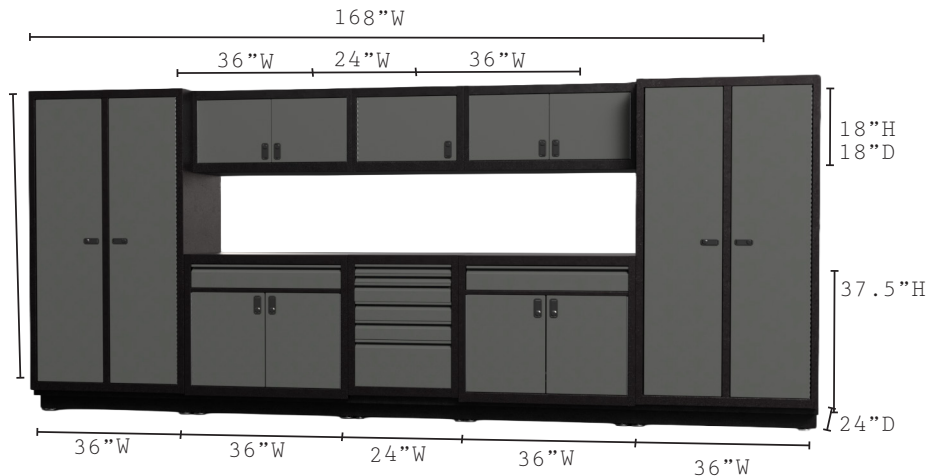
 SF8416824GR2-STORAGE	84"H x 168"W x 24"D
Door Hinges:	 Right  Left
 SF8416824GR2-TOOL	84"H x 168"W x 24"D
Door Hinges:	 Right  Left

STORAGE (SHOWN)

- (2) Storage Cabinets
 - 78" or 84"H x 36"W x 24"D
 - (2) Doors with (3) Adjustable Shelves
- (1) Tool Cabinet
 - 37.5"H x 24"W x 24"D
 - (6) Drawers
 - (2) 2" Drawers
 - (3) 4" Drawers
 - (1) 10" Drawer
- (2) Lower Cabinets
 - 37.5"H x 36"W x 24"D
 - (1) Door with (1) Adjustable Shelf
 - (1) 5" Drawer
- (1) Upper Cabinet
 - 18"H x 24"W x 18"D
 - (1) Door with Open Storage 78" or 84"H
- (2) Upper Cabinets
 - 18"H x 36"W x 18"D
 - (2) Doors with Open Storage

TOOL

- (2) Storage Cabinets
 - 78" or 84"H x 36"W x 24"D
 - (2) Doors with (3) Adjustable Shelves
- (2) Tool Cabinets
 - 37.5"H x 24"W x 24"D
 - (6) Drawers
 - (2) 2" Drawers
 - (3) 4" Drawers
 - (1) 10" Drawer
- (1) Lower Cabinet
 - 37.5"H x 36"W x 24"D
 - (1) Door with (1) Adjustable Shelf
 - (1) 5" Drawer
- (1) Upper Cabinet
 - 18"H x 24"W x 18"D
 - (1) Door with Open Storage
- (2) Upper Cabinets
 - 18"H x 36"W x 18"D
 - (2) Doors with Open Storage



15' RUN

☒ SF7818024GR-STORAGE	78"H x 180"W x 24"D
Door Hinges:	☒ Right ☒ Left
☒ SF7818024GR-TOOL	78"H x 180"W x 24"D
Door Hinges:	☒ Right ☒ Left

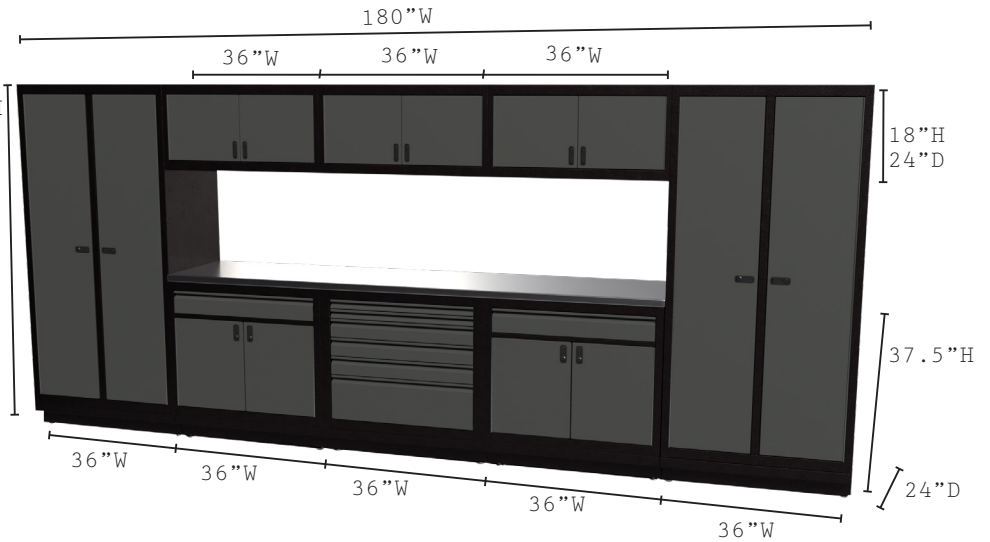
☒ SF8418024GR-STORAGE	84"H x 180"W x 24"D
Door Hinges:	☒ Right ☒ Left
☒ SF8418024GR-TOOL	84"H x 180"W x 24"D
Door Hinges:	☒ Right ☒ Left

STORAGE (SHOWN)

- (2) Storage Cabinets
 - 78" or 84"H x 36"W x 24"D
 - (2) Doors with (3) Adjustable Shelves
- (1) Tool Cabinet
 - 37.5"H x 36"W x 24"D
 - (6) Drawers
 - (2) 2" Drawers
 - (3) 4" Drawers
 - (1) 10" Drawer
- (2) Lower Cabinets
 - 37.5"H x 36"W x 24"D
 - (1) Door with (1) Adjustable Shelf
 - (1) 5" Drawer
- (3) Upper Cabinets
 - 18"H x 36"W x 24"D
 - (2) Doors with Open Storage

TOOL

- (2) Storage Cabinets
 - 78" or 84"H x 36"W x 24"D
 - (2) Doors with (3) Adjustable Shelves
- (2) Tool Cabinets
 - 37.5"H x 36"W x 24"D
 - (6) Drawers
 - (2) 2" Drawers
 - (3) 4" Drawers
 - (1) 10" Drawer
- (1) Lower Cabinet
 - 37.5"H x 36"W x 24"D
 - (1) Door with (1) Adjustable Shelf
 - (1) 5" Drawer
- (3) Upper Cabinets
 - 18"H x 36"W x 24"D
 - (2) Doors with Open Storage



17' RUN

☒ SF7820424GR-STORAGE	78"H x 204"W x 24"D
Door Hinges:	☒ Right ☒ Left
☒ SF7820424GR-TOOL	78"H x 204"W x 24"D
Door Hinges:	☒ Right ☒ Left


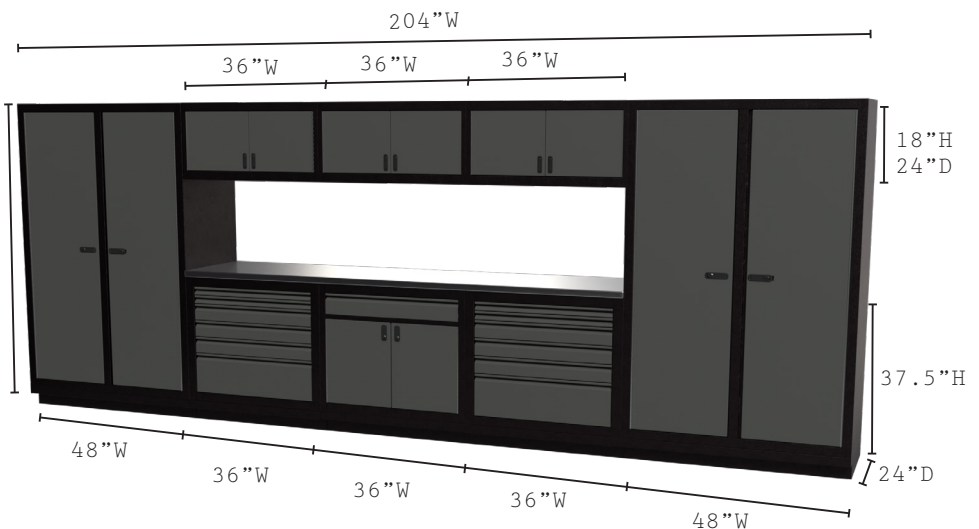
☒ SF8420424GR-STORAGE	84"H x 204"W x 24"D
Door Hinges:	☒ Right ☒ Left
☒ SF8420424GR-TOOL	84"H x 204"W x 24"D
Door Hinges:	☒ Right ☒ Left

STORAGE

- (2) Storage Cabinets
 - 78" or 84"H x 48"W x 24"D
 - (2) Doors with (3) Adjustable Shelves
- (1) Tool Cabinet
 - 37.5"H x 36"W x 24"D
 - (6) Drawers
 - (2) 2" Drawers
 - (3) 4" Drawers
 - (1) 10" Drawer
- (2) Lower Cabinets
 - 37.5"H x 36"W x 24"D
 - (1) Door with (1) Adjustable Shelf
 - (1) 5" Drawer
- (3) Upper Cabinets
 - 18"H x 36"W x 24"D
 - (2) Doors with Open Storage

TOOL (SHOWN)

- (2) Storage Cabinets
 - 78" or 84"H x 48"W x 24"D
 - (2) Doors with (3) Adjustable Shelves
- (2) Tool Cabinets
 - 37.5"H x 36"W x 24"D
 - (6) Drawers
 - (2) 2" Drawers
 - (3) 4" Drawers
 - (1) 10" Drawer
- (1) Lower Cabinet
 - 37.5"H x 36"W x 24"D
 - (1) Door with (1) Adjustable Shelf
 - (1) 5" Drawer
- (3) Upper Cabinets
 - 18"H x 36"W x 24"D
 - (2) Doors with Open Storage



CABINET GROUPING OPTIONS:


<input type="checkbox"/> SF-LU	Lift-Up Doors (18"H Only)			
<input type="checkbox"/> SF-LEDUPPER*	LED Lighting on Upper Cabinets			
<input type="checkbox"/> SF-LEDLOWER*	LED Lighting on Toe-Kick			
<input type="checkbox"/> SF-LEDCOMBO*	LED Lighting for Upper and Lower Cabinets			
<input type="checkbox"/> SF-PTELEC	Power Tower with Electrical			
<input type="checkbox"/> SF-GP	Graphics Package			
<input type="checkbox"/> SF-SHELF	Additional Shelf Qty: _____			
<input type="checkbox"/> 18"W	<input type="checkbox"/> 24"W	<input type="checkbox"/> 30"W	<input type="checkbox"/> 36"W	<input type="checkbox"/> 48"W
<input type="checkbox"/> SF-CM	Countertop Mat (Select Based on Cabinet Size)			
<input type="checkbox"/> 18"W	<input type="checkbox"/> 24"W	<input type="checkbox"/> 30"W	<input type="checkbox"/> 36"W	<input type="checkbox"/> 48"W
<input type="checkbox"/> SF-ORG	Drawer Organizers			
<input type="checkbox"/> 18"W	<input type="checkbox"/> 24"W	<input type="checkbox"/> 30"W	<input type="checkbox"/> 36"W	<input type="checkbox"/> 48"W
<input type="checkbox"/> SF-FSB	4" Free-Standing Backsplash (1.5" Thick)			
<input type="checkbox"/> SF-SINK	Sink (Available with Sink Cabinet Only)			
<input type="checkbox"/> SF-PCTRIM	Powder Coated Cabinet Trim (Select Based on Cabinet Size)			
<input type="checkbox"/> 18"W	<input type="checkbox"/> 24"W	<input type="checkbox"/> 30"W	<input type="checkbox"/> 36"W	<input type="checkbox"/> 48"W
<input type="checkbox"/> SF-HDCASTERS	Heavy Duty Casters (Where Applicable)			

*LED lighting is available only when purchased with a Power Tower with Electrical (PTELEC) and as part of a cabinet grouping.


WORK SURFACE OPTIONS:



Butcher Block (25"D with 1" overhang)

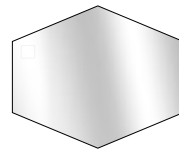


Powder Coated Steel




Stainless Steel (Standard)

LATCH COLOR OPTIONS:




Chrome



Black

POWDER COAT COLOR OPTIONS: TRIM (SMOOTH)



POWDER COAT COLOR OPTIONS: FRAME (TEXTURE)



POWDER COAT COLOR OPTIONS: ACCENT (TEXTURE)

